

KENCO CHEMICAL INJECTORS

INDUSTRIES SERVED

- Natural Gas Transmission and Distribution
- Oil and Gas Production and Refining
- Petrochemical
- Water Treatment
- Fluid Processing
- Pulp & Paper Processing



KENCO CHEMICAL INJECTORS

APPLICATION

Kenco chemical injectors are designed to inject and properly atomize corrosive chemicals into the turbulent stream of a process system pipeline. The Kenco chemical injector will minimize the possibility of corrosive chemical build-up on the walls of the pipeline.

FEATURES

- Unique aspirator tip design on injector disperses chemical evenly into process stream and away from pipe walls
- Check valve in injector eliminates backflow
- Injector is ideal for high pressure applications up to 6000 psig
- Injector has been designed so that it can be mounted in any orientation
- Standard insertion lengths available from 3" up to 24" long. Custom sizes also available.
- Injector available in 316 SS, Hast C-276, and CPVC
- Standard Injector chemical feed port is 1/2" NPT


MINI-INJECTOR

- "Mini" injector assembly atomizes chemical in smaller pipelines up to 3 1/2" NPT
- Injector chemical feed port is 1/8" or 1/4" NPT

SPECIFICATIONS

PRESSURE AND TEMPERATURE SPECIFICATIONS:

Injector Material	Maximum Working Pressure	Maximum Operating Temperature
316 SS	6000 psi	800°F
Hast C-276	6000 psi	800°F
CPVC	340 psi at 73°F; 150 psi at 150°F	200°F 210°F



KENCO RETRACTABLE INJECTORS

APPLICATION

Kenco retractable injectors allow for injector insertion or removal without interrupting the main process in the pipeline.

FEATURES

- Unique aspirator tip design on injector disperses chemical evenly into process stream and away from pipe walls
- Ball valve assembly isolates pipeline from injector assembly when injection is not required
- Compression seal holds the assembly from back pressure
- Safety line prevents the injector assembly from being completely withdrawn and protects against blowout
- Standard ball valve assembly is brass. Also available in 316 SS, Alloy 20, and CPVC. Standard retractable injector is CPVC. Also available in 316 SS, and Hast C-276.
- Optional spring loaded check valve available in 316 SS, Hast C-276, and CPVC. Check valve available with body bleed valve.


SPECIFICATIONS

PRESSURE AND TEMPERATURE SPECIFICATIONS:

Valve Material	Maximum Working Pressure	Maximum Operating Temperature*
Brass	500 psi	up to 350°F
316 SS	1440 psi	up to 475°F
Alloy 20	1440 psi	up to 400°F
CPVC	235 psi at 73°F 110 psi at 150°F	200°F 210°F

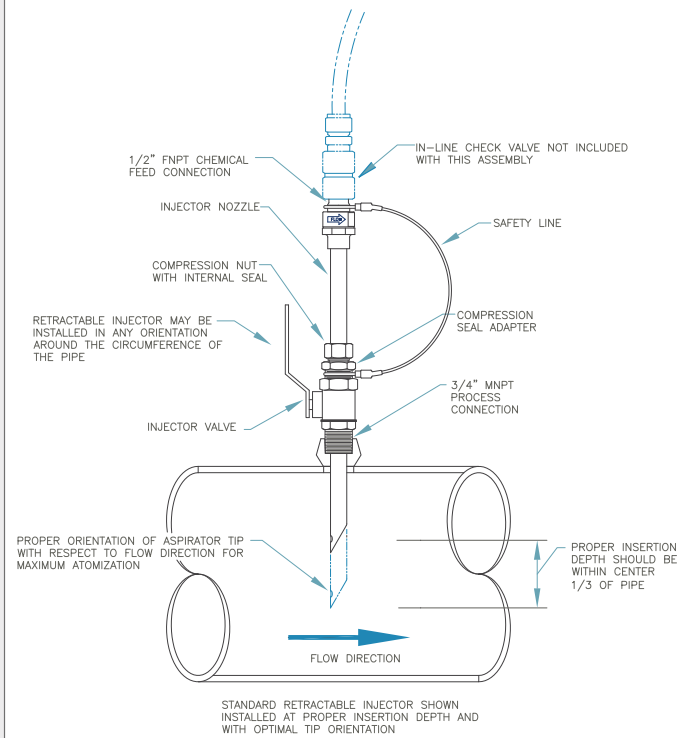
* Note: maximum operating temperature dependent on compression seal material

KENCO Chemical Injectors have a unique design that has been engineered to minimize the possibility of corrosive chemical build-up on the walls of the pipeline.

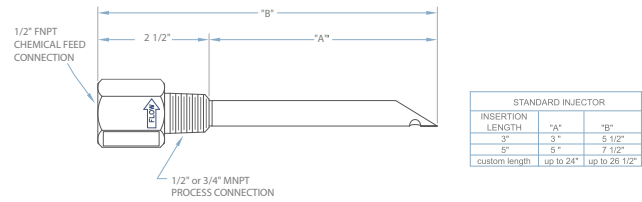


This photograph of a KENCO injector illustrates the misting created by the unique design.

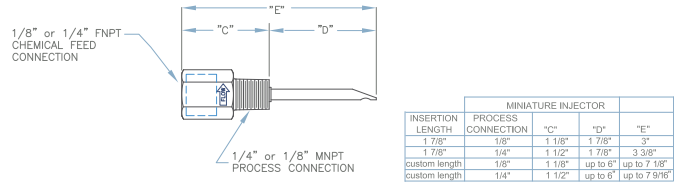
KRINJ RETRACTABLE INJECTOR TYPICAL USE



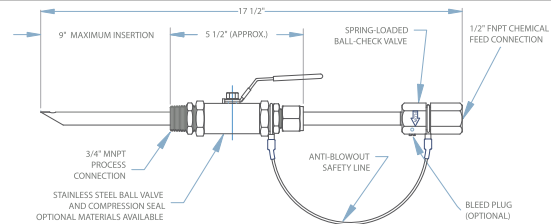
KINJ CHEMICAL INJECTOR



KINJM MINIATURE INJECTOR



KRINJ RETRACTABLE INJECTOR W/CHECKVALVE



ORDERING SYSTEM

Kenco Chemical Injectors

REQUESTED BY: _____ COMPANY: _____

ADDRESS: _____ CITY: _____ STATE: _____ ZIP: _____

PHONE: _____ FAX: _____ EMAIL: _____

KINJ

Injector Style

KINJ = Standard Injector

75

Process Connections

50 = 1/2" NPT
75 = 3/4" NPT

Material of Construction

S6 = 316 Stainless Steel (Standard)
HC = Hastelloy C 276 w/ceramic ball
CP = CPVC w/ceramic ball

Insertion Length (inches)

L3 = 3" for 4" to 6" O.D. pipelines
L5 = 5" for 8", 10" & 12" O.D. pipelines
*L() = custom length up to 24" (6"-24")
indicate desired length in box above

KINJM

Injector Style

KINJM = Mini Injector

Process Connections

125 = 1/8" NPT
250 = 1/4" NPT

Material of Construction

S6 = 316 Stainless Steel (Standard)
HC = Hastelloy C 276 w/ceramic ball

Insertion Length (inches)

*L() = custom length up to 6"
indicate desired length in box above

KRINJ

Injector Style

KRINJ = Retractable Injector

Process Connections

75 = 3/4" NPT

Material of Construction (Injector)

CP = CPVC (Standard)
S6 = 316 Stainless Steel
HC = Hastelloy C 276

Insertion Length (inches)

11.875 = Standard w/o Check Valve
10.75 = Brass Valve
9.00 = Stainless Steel and Hastelloy Valve
8.50 = CPVC Valve
*L() = custom length
indicate desired length in box above

Material of Construction (Valve)

B = Brass (Standard)
S6 = 316 Stainless Steel
A2O = Alloy 20
CP = CPVC

Check Valve

N=None
CVB = Check Valve: w/Body Bleed
CVN = Check Valve; no/Body Bleed

Compression Seal Material

B=Buna-N (Standard)
V=Fluorocarbon
A= Aflas
E=Ethylene Propylene
K=Kalrez

* **Ball check spring material on all applicable models is Inconel.**

Other ball check spring materials available (consult factory for options)

Represented by:

Kenco Sales Offices:

PO Box 470426
Tulsa, OK 74147
phone 918.663.4406
fax 918.663.4480
http://www.kenco-eng.com
email: info@kenco-eng.com

Baton Rouge Office

11616 Industriplex, Suite 7
Baton Rouge, LA 70809
phone 225.755.1912
fax 225.755.1913
http://www.kenco-eng.com
email: kenco-la@kenco-eng.com

