

DRUM GAUGES

MODELS 596, K596, 599, K599, 779, 779-KS, 779-PB, 787, 810, 810-PB

APPLICATIONS:


KENCO Drum Gauges are an important part of a chemical injection skid. Drum Gauges are used to measure the liquid level inventory in horizontal 55 gallon chemical storage tanks. In addition, several models come complete with a test valve to set the injection rate of a chemical metering pump.

FEATURES:

- Volume Scale is calibrated in Gallons and Liters
- Chemical injection rate scale is calibrated in Quarts/24 Hours and Liters/24 Hours
- Available in a wide range of materials for ultimate corrosion resistance
- Models available to accommodate diaphragm operated pumps
- Can handle pump rates up to 19.5 gallons or 74 liters per day
- Installs easily in 3/4" NPS outlet of drum head
- Adjustable Stainless Steel gauge markers for easy calibration

THE ONE-MINUTE TEST

To check the pumping rate of a chemical pump, depress the valve handle (or close the ball valve on Model 599). This will isolate the level gauge from the chemical storage tank. Hold the valve closed for one minute and observe the change in level on the scale cast inside the gauge frame. The scale on the left hand side of the gauge glass is calibrated in quarts per 24 hours and the scale on the right is calibrated in liters per 24 hours. The rate observed is the actual chemical pump rate. If the rate is not the one desired, make an adjustment to the chemical pump feed rate and conduct as many one minute tests as is necessary to set the chemical pump rate to the rate desired.



ADJUSTABLE
STAINLESS STEEL
GAUGE MARKERS

ORDERING SYSTEM

Drum Gauges

REQUESTED BY: _____ COMPANY: _____

ADDRESS: _____ CITY: _____ STATE: _____ ZIP: _____

PHONE: _____ FAX: _____ EMAIL : _____

Drum Gauge Style

- 596 = 596 Drum Gauge
(Only available with PVC Mounting Nipple)
- K596 = K596 Drum Gauge
(Only available with C.S./304 S.S. Mounting Nipple)
- K599 = K599 Drum Gauge
(Only available with C.S./304 S.S. Mounting Nipple)
- 779 = 779 Drum Gauge
- 779-KS = 779-KS Drum Gauge
(Only available with C.S./304 S.S. Mounting Nipple)
- 787 = 787 Drum Gauge
(Only available with C.S./304 S.S. Mounting Nipple)
- 810 = 810 Drum Gauge

Wetted Valve Material*

- CS = Carbon Steel (Leave Blank)
- S = 304 Stainless Steel
- PB = PVC
- Other (Please specify above)

Vent Connection

- None (Leave Blank)
- V = 1/4" FNPT

O-ring Seal Material

- A = Aflas (Leave Blank)
- B = Buna-N
- E = Ethylene Propylene
- N = Neoprene
- VI = Fluorocarbon
- *T = FEP Encapsulated Silicone on Drum Gauges with no vent connection. PTFE on Drum Gauges with a 1/4" FNPT vent connection.

• Example Order Number: 779-KS-S-V-VI

* Seal Material option "T" not available on Drum Gauge models 779 and 810 with PVC Test Valve Nipple.

DRUM GAUGE OPTIONS




K596 DRUM GAUGE

Mounts in the 3/4" outlet of a horizontal 55 gallon drum. The glass sight tube is protected by a cast aluminum frame which is calibrated in gallons and liters, indicating the liquid content of the drum.



779 DRUM GAUGE

Comes complete with a spring loaded test valve for checking injection rates of chemical pumps. This gauge also mounts in the 3/4" tank outlet and indicates tank volume in gallons and liters. The connection for the chemical pump suction line is 1/4" MNPT and is located as shown in the photograph.



810 DRUM GAUGE

The same as a 779 Drum Gauge, except valve nipple is longer to compensate for the vented elbow and elbow clamp supplied with this unit. The gauge is supplied with a vented 2" malleable iron elbow for refilling the drum and a test valve for checking the pump rate.




779-PB DRUM GAUGE

Has a heavy-duty PVC head with a push-pull test valve. The Drum Gauge frame is our standard cast aluminum. There is a brace to support the weight of the gauge that is connected to the top of the drum rim and it also stabilizes the gauge from lateral movement. It has a 1/4" female NPT outlet.



779-KS DRUM GAUGE

Is designed to accommodate the mounting of some diaphragm operated chemical pumps on its side mounted 1/4" MNPT outlet. Use this gauge to check the operation of any chemical pump. The valve body has an extra long throat.



K599 DRUM GAUGE

Supplied with a 3/4" ball valve which when closed provides a means for checking the pump rate of a chemical pump. The connection for the chemical pump suction port is 1/4" FNPT and is located on the front of the mounting nipple.



787 DRUM GAUGE

Provides a visual gauge indicating the chemical content of the drum and is supplied with a vented 2" elbow for refilling the drum. The gauge is secured to the malleable iron elbow with a stainless steel clamp.

TROUBLESHOOTING: When the check valve of the chemical pump is not functioning properly, the fluid level in the sight tube of the drum gauge will pulsate between pump strokes when the valve of the gauge is closed.



ELBOW

Optional vented 2" malleable iron elbow with a stainless steel clamp. (comes with 787 and 810)

OPTIONAL VENT CONNECTION

The Drum Gauges can be vented to atmosphere. These gauges can be supplied with a 1/4" FNPT connection to vent the gauge back into the tank. To specify gauges with this connection, add "V" to the product number, i.e. 779-V.

